

# Perspective Drawing

Name \_\_\_\_\_  
Grade/Period \_\_\_\_\_

## **WAVERLY-SHELL ROCK & NATIONAL ART STANDARDS:**

### **Standard #1: Media & Techniques**

*Understands and applies media, techniques, and processes related to the visual arts.*

- **H** Select media, techniques & processes; analyze what makes them effective or not effective in communicating ideas, and reflect upon the effectiveness of their choices.
- **I** Intentionally take advantage of the qualities characteristics of art, media, techniques and processes to enhance communication of their experiences & ideas.

Score	<b>3 Meets the Standard</b>	<b>2 Partially Meets</b>	<b>1-0 Does Not Meet</b>
Perspective	Drawing <b>correctly</b> shows <b>one-point</b> perspective while using <b>overlapping shapes</b> and <b>size differences</b>	Drawing shows <b>one-point</b> perspective with <b>some mistakes</b> <b>Did not use overlapping shapes</b> and <b>size differences</b>	Drawing shows <b>one-point</b> perspective with <b>many mistakes</b>
Composition	<ul style="list-style-type: none"> <li>• <b>Entire</b> paper is used well to <b>create an interior space</b></li> <li>• The drawing takes up the <b>majority</b> of the paper</li> </ul>	<ul style="list-style-type: none"> <li>• <b>Most</b> of the paper is used well to <b>create a interior space</b></li> <li>• The drawing takes up the <b>main center</b> of the paper</li> </ul>	<ul style="list-style-type: none"> <li>• <b>Some</b> of the paper is used well to <b>create an interior space</b></li> <li>• The drawing only takes up a <b>small portion</b> of the paper</li> </ul>
Media	<ul style="list-style-type: none"> <li>• Students <b>choose a media</b> that would <b>enhance their drawing</b></li> <li>• Pencils, colored pencils, watercolors, or a combination</li> </ul>	<ul style="list-style-type: none"> <li>• Students <b>choose a media</b> that <b>somewhat enhanced their drawing</b></li> </ul>	<ul style="list-style-type: none"> <li>• Students <b>did not finish their drawing by adding an art media.</b></li> </ul>
Creativity	<ul style="list-style-type: none"> <li>• <b>Students</b> analyzed what would make their hospital room a great place to be and included these features into their drawing</li> </ul>	<ul style="list-style-type: none"> <li>• <b>Students</b> analyzed what would make their hospital room a great place to be and <b>somewhat</b> included these features into their drawing</li> </ul>	<ul style="list-style-type: none"> <li>• <b>Students</b> analyzed what would make their hospital room a great place to be <b>but did not include</b> these features into their drawing</li> </ul>
Effort	Class period was <b>used wisely</b>	Class period was <b>used wisely</b> but <b>some time</b> was <b>wasted</b>	Class period was <b>not used wisely</b>
<b>Mrs. Meyer</b> _____		<b>You</b> _____	<b>Peer</b> _____
3		3	3
			<b>Total</b> _____
			3

Answer the following questions using **complete sentences**. Student Comments~

- 1) What worked well with this project?
- 2) What could you improve on?

Answer the following questions using **complete sentences**.

Peer's Name \_\_\_\_\_

- 1) Describe their work
- 2) Give them one positive comment about their work.

# Research

Name \_\_\_\_\_

Grade/Hour \_\_\_\_\_

Inspiration


**Save 10 images** of Children's Hospital Rooms that you LOVE **in an album** in your camera roll on your iPad!

**Moodboard Life** is a nice App to create inspiration boards!

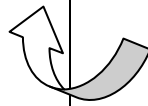

Designers often create inspiration boards with a collection of color samples and furniture they would like placed in the room they are designing.

Check out various items that you would like to draw for your interior space.

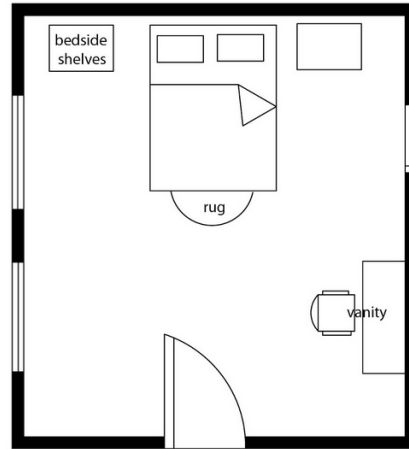
**Save these Inspirational images to an album in your camera roll** for reference when you start drawing!



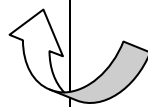

Floor Plan



A Floor Plan is a bird's eye view of a room. Like the image below. Draw your floor plan in the empty box.



Sketch



Now, Draw a rough sketch of your interior space from your vanishing point.

# Research

1) List various things you might find in a children's hospital room. (Check out the images you saved to your camera roll)

- \_\_\_\_\_
- \_\_\_\_\_
- \_\_\_\_\_
- \_\_\_\_\_
- \_\_\_\_\_
- \_\_\_\_\_
- \_\_\_\_\_

2) When children stay in the hospital for an extended amount of time, they have a lot of down time. What are some things that you do to help pass the time?

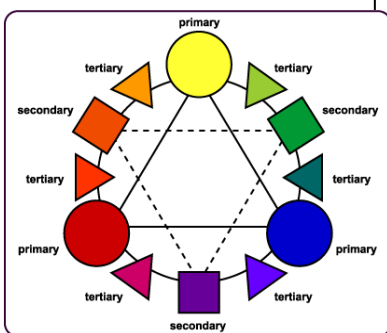
- \_\_\_\_\_
- \_\_\_\_\_
- \_\_\_\_\_
- \_\_\_\_\_
- \_\_\_\_\_

3) What makes a children's hospital room feel like home? Stand out? Would make you want to be there? (Check out the images you saved to your camera roll)

- \_\_\_\_\_
- \_\_\_\_\_
- \_\_\_\_\_
- \_\_\_\_\_
- \_\_\_\_\_
- \_\_\_\_\_
- \_\_\_\_\_

4) Many times, children have other family members staying with them. What are some things that you could include in the room to make their stay more comfortable?

- \_\_\_\_\_
- \_\_\_\_\_
- \_\_\_\_\_
- \_\_\_\_\_



5) We learned about Color at the start of the trimester! Color can affect your mood. List some color combinations & theories that would make you feel happy?

- \_\_\_\_\_
- \_\_\_\_\_
- \_\_\_\_\_
- \_\_\_\_\_
- **Circle** the color combination that you think would be best for your room.